

I. NEVLIUDOV, O. TSYMBAL, A. BRONNIKOV

INFORMATION MODELS FOR MANUFACTURING WORKSPACES IN ROBOTIC PROJECTS

The **subject** of research in the article are the workspace models for flexible integrated robotic systems. The **goal** of the work is in development of information models to represent workspaces for following application in the automated control systems of flexible integrated manufacturing. The article solves the next **tasks**: to analyze the representation of workspace to decide practical problems of robotic systems of different nature, to consider the development of informational models for representation on workspaces of intelligent control systems of integrated manufacturing, to consider the practical examples of information presentation on workspaces of production systems. Research **methods** are set theory and predicate theory. The following **results** were obtained: there were analysed the main features of informational models development to solve robotic tasks of different nature and were pointed the limitations of existing approaches of formal description, the need of integration of workspace models to decision-support systems and systems of graphical and mathematical simulation of integrated systems; the set theory-based model of information representation for problem-solving processes of flexible integrated robotic systems is proposed; the information-logic model of workspace for mobile robot applications, functioning in flexible integrated systems, is developed and contains the list of objects, includes their geometrical dimensions and supplies the preservation of parameters in time and space; information presentation for automated control system of flexible integrated manufacturing, which implements proposed models, is considered. **Conclusions**: application of models of information type for automated control systems makes to supply logical unification of flexible integrated manufacturing elements, to provide monitoring of states of technological equipment of production systems in space and time and formation of their digital twins, to promote functioning of intelligent decision-support systems for robotic systems of different types, that improves characteristics of production control.

Keywords: information model; workspace; mobile robot; flexible integrated system.

Introduction

While Industry 4.0 as a concept of economy and society development quit recently celebrated its 10th anniversary in 2021 [1], the implementation of this concept still doesn't cover a lot of different fields. Successful examples of Industry 4.0 applications first of all connected to creation of new manufacturing units, which incorporate novel production ideas just from first step. Another case is for elderly production areas with their existing structure, logistics, equipment, and services. They can become great attention points for Industry 4.0 applications to get new impacts to production processes and to achieve new sufficient levels without huger investments, compared to creations of new manufacturing units.

Simultaneously, application of new industrial concepts defines huge rise of information on every production element and its numerous connections to other elements. At the level of model, each parameter of the system must be taken in account. In these conditions, development of informational models becomes important but routine procedures for manufacturing systems simulation and development. Such simulation of manufacturing objects makes essentially real the idea of digital twins for any element of flexible systems.

Current article considers approaches to build informational models of workspaces for flexible integrated robotic systems, for the following support of intelligent decision-making systems of robots, also to support concept of digital twins of manufacturing units.

1. Analyses of existing approaches for robotic workspace presentation

Simulation and presentation of robotics workspaces

started many years before appearance of current manufacturing concepts, for example, in STRIPS problem solver [2] the workspace (WS) of an intelligent robot was described as a set of predicate-described facts, connecting static and dynamic properties of WS areas, position of robot and object of production process. Other approach, described in [3] deals with same ideas as STRIPS but for Human Robotic Collaborative workspace, divided into passive resources (working tables, fixtures etc.) and active resources (humans and robots) given a task and secondly, with the number and type of active resources to be selected for a task. Thus, authors of [3] propose to organize WS in form of facts and actions with estimation of floor spaces, reachability of robotic resources, ergonomics, and investments (see fig. 1), while with minor formal description of WS properties.

In [4] authors consider human-robot collaboration for adaptive autonomous systems, including robot assistants. They consider human-robot team as a Markov decision process (MDP), with states of robotic world (WS) $x \in X$, robotic actions $a^R \in A^R$, and human actions $a^H \in A^H$. The proposed decision-making system evolves according to a probabilistic state transition function $p(x' | x, a^R, a^H)$, that specifies the probability of transitioning from state x to state x' , when actions a^R and a^H are applied in state x . Also, [4] proposes to store the history of interactions between robot and human in time.

Research in [5] suggest to look at manipulation of robotic systems as a knowledge-based system, supported by skills and presents a method for automatically generating planning problems from existing skill definitions such that the resulting problems can be solved using off-the-shelf planning software, and the solutions can be used to control robot actions in the world. The key role for robotic WS representation here is provided by

SkiROS and its world model. According to [6] The world state is partially predefined by a human operator in the ontology, partially abstracted from the robot by

perception, and completed with the procedural knowledge embedded in the skills and primitives, that is shown in figure 2.

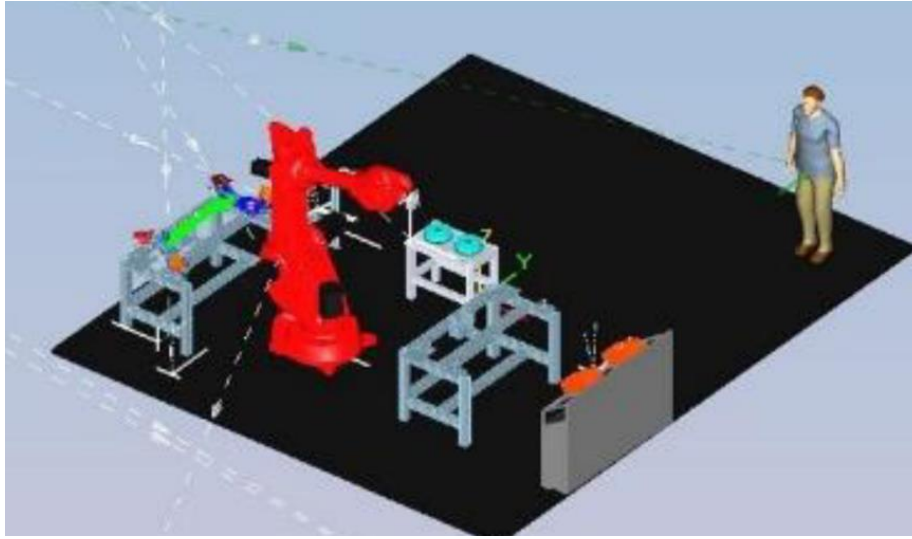


Fig. 1. Optimized workspace layout for manufacturing robotic cell [3]

Article [7] considers knowledge presentation of robotics systems from different levels: abstraction of low-level features (features that can be acquired by a robotic system) with high-level knowledge that can be interpreted by humans, described as skills. Transfer of skills (manipulations) is provided by demonstration of human actions and next imitation of them by the robot manipulator. Problems of robotic system workspaces presentation are also discussed in [8 - 10].

For instance, [8 - 9] proposes the formal description of data for robot's automated control system (ACS). ACS from strategies planning viewpoint is depicted by sets:

Robotic technical system (RTS as part of FIS), with states of set $x_i \in X, i = 0..n-1$, is a vector of states $X = \{X^0, X^1, \dots, X^{n-1}\}$, that at time moments t_0, \dots, t_{n-1} has values $X_0 = \{x_0^0, x_0^1, \dots, x_0^{n-1}\}$, $X_1 = \{x_1^0, x_1^1, \dots, x_1^{n-1}\}, \dots, X_{n-1} = \{x_{n-1}^0, x_{n-1}^1, \dots, x_{n-1}^{n-1}\}$.

RTS exists in a workspace (WS) $s_i \in S, i = 0..m-1$.

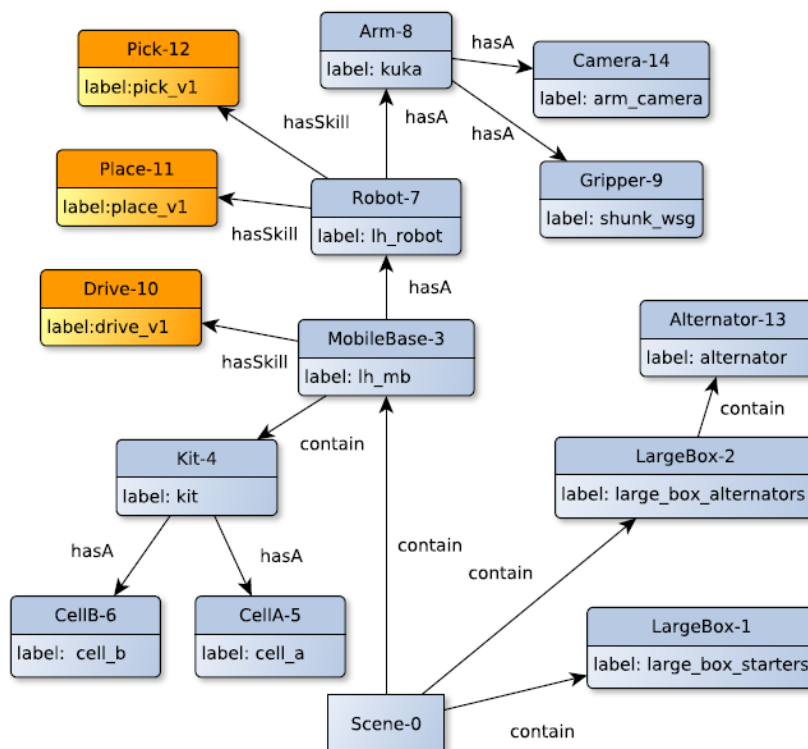


Fig. 2. World model instance for physical (blue) and abstract (orange) objects in [5]

Each of the objects owns a set of parameters. These properties have specific values, are included in a set of property names and values. Table 1 shows the main characteristics of objects in the symbolic representation.

There are ownership relations between objects (objects) and their properties, that is, certain properties belong to a certain object. An example of the properties of objects is also presented in table 1.

An example of the scheme of the workspace and the objects in it is shown in fig. 3, which shows the need to consider the human factor when planning transportation operations for mobile robots.

Workspace objects W_s exist both statically and dynamically.

The following objects can be carried to the static objects, which do not change the position and do not influence states of the robot movement: verstats (Vr), conveyors ($Conv$) and storages ($Storage$).

Dynamic objects that can change their position and thereby affect the movement state in the workspace are: instruments (Ins), equipment (Osn), humans (Hum).

Observation of the dynamics of the working space is provided by monitoring devices, which include object systems of computer / technical vision (OVSC) – $Camera_{Glob}$ and local computer / technical vision systems (LVSC) – $Camera_{Loc}$, other workspace status sensors ($Sens$).

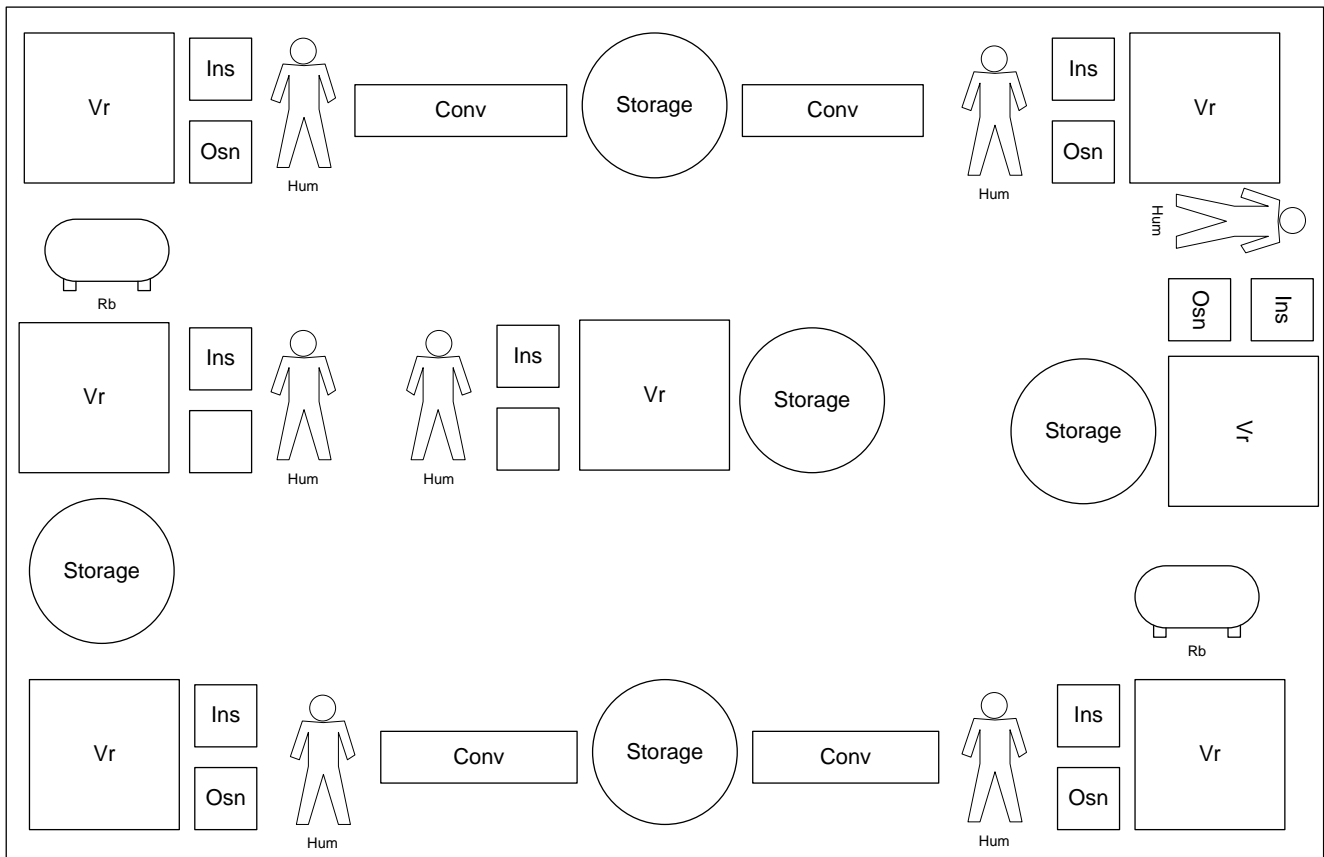


Fig. 3. An example of the objects locations in the workspace

Table 1. List of objects Obj properties

Object	Object property $Param_{Obj}$	Property name indication
Vr	Verstat type	$Type_{Vr}$
	Geometric parameters	$D_{Vr}(x_{Vr}, y_{Vr}, z_{Vr})$
	Processing methods	PM_{Vr}
	Special conditions	Sc_{Vr}
	Unique identifier	ID_{Vr}
Ins	Instrument type	$Type_{Ins}$
	Geometric parameters	$D_{Ins}(x_{Ins}, y_{Ins}, z_{Ins})$
	Processing methods	PM_{Ins}
	Unique identifier	ID_{Ins}

The end **Table 1.**

<i>Osn</i>	Equipment type	$Type_{Osn}$
	Geometric parameters	$D_{Osn}(x_{Osn}, y_{Osn}, z_{Osn})$
	Unique identifier	ID_{Osn}
<i>Mon</i>	OVSC	$Camera_{Glob}$
	LVSC	$Camera_{Loc}$
	Other sensors	$Sens$
<i>Hum</i>	Geometric parameters	$D_{Hum}(x_{Hum}, y_{Hum}, z_{Hum})$
	Movement parameters in workspace	$Mv_{Hum}(x_{HumMv}, y_{HumMv}, z_{HumMv})$
	Belonging to the staff	Per_{Hum}
	Experience	Exp_{Hum}
	Age	Age_{Hum}
	Quality	$Qual_{Hum}$
	Unique identifier	ID_{Hum}
<i>Rb</i>	Geometric parameters	$D_{Rb}(x_{Rb}, y_{Rb}, z_{Rb})$
	Movement parameters in workspace	$Mv_{Rb}(x_{Rb}, y_{Rb}, z_{Rb})$
	Movement speed	$Speed_{Rb}$
	Current position	$Cp_{Rb}(x_{cpRb}, y_{cpRb}, z_{cpRb})$
	Unique identifier	ID_{Rb}
<i>Object</i>	Object property $Param_{Obj}$	Property name indication
<i>Storage</i>	Geometric parameters	$D_{Storage}(x_{Storage}, y_{Storage}, z_{Storage})$
	Type	$Type_{Storage}$
	Quantity of parts	$Quan_{Storage}$
	Unique identifier	$ID_{Storage}$
<i>Conv</i>	Geometric parameters	$D_{Conv}(x_{Conv}, y_{Conv}, z_{Conv})$
	Type	$Type_{Conv}$
	Quantity of parts	$Quan_{Conv}$
	Speed	$Speed_{Conv}$
	Unique identifier	ID_{Conv}

According to table 1, all properties of objects can be written in the form of tuples of parameters.

$$\forall v \in Vr, \exists v = \langle Type_{Vr}, D_{Vr}(x_{Vr}, y_{Vr}, z_{Vr}), PM_{Vr}, Sc_{Vr}, ID_{Vr} \rangle \quad (7)$$

$$\forall ins \in Ins, \exists ins = \langle Type_{Ins}, D_{Ins}(x_{Ins}, y_{Ins}, z_{Ins}), PM_{Vr}, ID_{Ins} \rangle \quad (8)$$

$$\forall o \in Osn, \exists o = \langle Type_{Osn}, D_{Osn}(x_{Osn}, y_{Osn}, z_{Osn}), ID_{Osn} \rangle \quad (9)$$

$$\forall h \in Hum, \exists h = \langle D_{Vr}(x_{Vr}, y_{Vr}, z_{Vr}), Mv_{Hum}(x_{HumMv}, y_{HumMv}, z_{HumMv}), Per_{Hum}, Exp_{Hum}, Age_{Hum}, Qual_{Hum}, ID_{Hum} \rangle \quad (10)$$

$$\forall rb \in Rb, \exists rb = \langle D_{Rb}(x_{Rb}, y_{Rb}, z_{Rb}), Mv_{Rb}(x_{Rb}, y_{Rb}, z_{Rb}), Speed_{Rb}, Cp_{Rb}(x_{cpRb}, y_{cpRb}, z_{cpRb}), ID_{Rb} \rangle \quad (11)$$

$$\forall storage \in Storage, \exists storage = \langle D_{Storage}(x_{Storage}, y_{Storage}, z_{Storage}), Type_{Storage}, Quan_{Storage}, ID_{Storage} \rangle \quad (12)$$

$$\forall conv \in Conv, \exists conv = \langle D_{Conv}(x_{Conv}, y_{Conv}, z_{Conv}), Type_{Conv}, Quan_{Conv}, Speed_{Conv}, ID_{Conv} \rangle \quad (13)$$

$$\forall mon \in Mon, \exists mon = \langle Camera_{Glob}, Camera_{Loc}, Sens \rangle. \quad (14)$$

At the same time, the monitoring system consists of surveillance cameras and sensors of various types and purposes.

Cameras have the following properties:

$$\forall cam \in Cam, \exists cam = \langle Inst_{pt}(x_{pt}, y_{pt}, z_{pt}), Angle_{View}, Resolution \rangle. \quad (15)$$

All objects of the working space interact with each other by various kinds of dependencies, which allows us to introduce a definition.

Definition 1. Each workspace object has at least one property.

$$\forall x(x \in Obj) \exists param (param \in Param_{Obj}) [x(param)], \quad (16)$$

where \forall – general quantifier, \exists – quantifier of existence, x – a WS specific object, Obj – set of WS objects, $Param_{Obj}$ – set of object parameters.

$Param_{Obj}$ set of objects properties includes parameters such as: $Param_{Vr}$ – set of verstats properties, $Param_{Ins}$ – set of instruments properties, $Param_{Osn}$ – set of equipment properties, $Param_{Hum}$ – set of human properties, $Param_{Rb}$ – set of robot properties, $Param_{Storage}$ – set of storage properties, $Param_{Conv}$ – set of conveyor properties, as described in table 1.

Hence:

$$Param_{Obj} = Param_{Vr} \cup Param_{Ins} \cup Param_{Osn} \cup Param_{Hum} \cup Param_{Rb} \cup Param_{Storage} \cup Param_{Conv}. \quad (17)$$

From these definitions it follows that:

$$\forall x \exists Param_{Obj} [Param_{Vr}(x)], \quad (18)$$

$$\forall x \exists Param_{Obj} [Param_{Ins}(x)], \quad (19)$$

$$\forall x \exists Param_{Obj} [Param_{Osn}(x)], \quad (20)$$

$$\forall x \exists Param_{Obj} [Param_{Hum}(x)], \quad (21)$$

$$\forall x \exists Param_{Obj} [Param_{Rb}(x)], \quad (22)$$

$$\forall x \exists Param_{Obj} [Param_{Storage}(x)], \quad (23)$$

$$\forall x \exists Param_{Obj} [Param_{Conv}(x)]. \quad (24)$$

$$\forall param_i \exists param_j ([param_i] < [param_j], param_i \in N, param_j \in N) \quad (31)$$

In addition to the FIMS workspace, where the robot works, there is another one – the warehouse equipment space *Warehouse*, which interacts with the FIMS and has a set of characteristics, in particular geometric parameters $D_{Warehouse}(x_{Warehouse}, y_{Warehouse}, z_{Warehouse})$, materials (blanks,

$$Warehouse = \langle D_{Warehouse}(x_{Warehouse}, y_{Warehouse}, z_{Warehouse}), Material, Product, Transport \rangle \quad (32)$$

In this model, the parameter *Material* can be shown with a set of materials:

Definition 2. Each object of space relates to any object with another object:

$$\forall x \exists y (x \leftrightarrow y). \quad (25)$$

The definition is correct since each of the objects is designed to interact with other objects.

Definition 3. All FIMS workspace are ordered in relation to others:

$$\forall x \exists y, \{x, y\}. \quad (26)$$

Definition 4. For each item in the workspace, there is another item that is compatible with the first one in the process of work:

$$\forall x \exists y, x \cap y. \quad (27)$$

The definition is true since each of the robotic area objects exists in order to participate in the technological process.

Definition 5. There are such items that predetermine each other in the technological process.

$$\forall x \exists y, x \rightarrow y. \quad (28)$$

This relation is a special case of expression by definition 4, so it exists between the same objects.

Definition 6. There are the same objects.

$$\forall x \exists y \in x \equiv y. \quad (29)$$

Definition 7. For each property value $param_i$ there will be a match for him. Symbolically, this expression can be written as:

$$\forall param_i \exists param_j ([param_i] = [param_j]). \quad (30)$$

Definition 8. For each numerical value of a property (except for the maximum value on a finite set of values), you can find a value greater than the current one.

component parts and folding etc.) *Material* and ready products *Product*, as well as transport parameters *Transport*.

$$Material = (material_1, material_2, \dots, material_n). \quad (33)$$

Similarly for products and transportation parameters:

$$Product = (product_1, product_2, \dots, product_n), \quad (34)$$

$$Transport = (transport_1, transport_2, \dots, transport_n). \quad (35)$$

Thus, all the introduced designations of the FIMS WS objects and the belonging transportation system form an information-logical model of the robotic system. The main purpose of the proposed model is to save current information about the state of FIMS objects and related systems, as well as to support the execution of queries about the objects properties that are included in the information-logical model description.

For example, for the workspace shown in fig. 1.5, the construction of an information-logical model will be formed based on the following input data.

There is a workspace with geometric dimensions of 70 x 25 x 10 m. It contains objects such as people, machines and equipment with various kinds of tools, storage, overhead stacker crane as a system for moving

goods between two machines, or a machine and an equipment cabinet.

The machines used have certain overall dimensions (1.7 x 1.906 x 2.26 m for ANS machines, 1.78 x 2.2 x 1.675 m for ASM machines used in production).

Cabinets are equipped with geometric dimensions of 1.5 x 0.7 x 1.7 m. They contain both general purpose tools and specialized tools used on machine tools.

If the tool is heavy, then a stacker crane is used to move it between the tool cabinet and the machine (10 m).

Operations for changing the load, its movement, as well as tracking the machines are performed by a person.

After assembling the products, they are moved to the drives, from where a person, using a trolley, delivers them to the equipment warehouse.

It should be noted that the gaps between the objects of the workspace are very wide, and it is advisable to use mobile robots for transportation operations, which will significantly speed up the process.

Presentation of a flexible production site based on the developed model is shown in fig. 4.

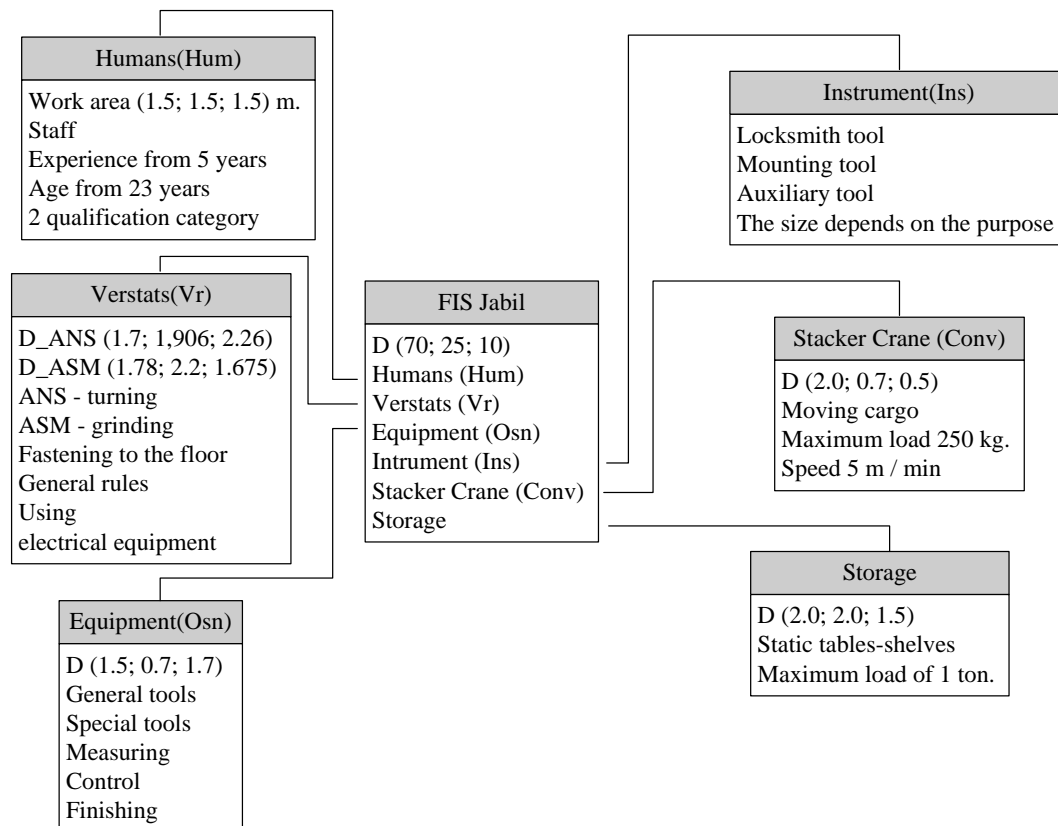


Fig. 4. Flexible production site based on the developed model

Proposed approach can describe basic properties of flexible manufacturing units, cells or areas. Composition of such descriptions can present background for development of automated control systems or their particular elements, including intelligent decision-making systems.

Conclusion

The actual problem of modern flexible integrated system (FIS), which follow the concept of Industry 4.0 is

in large-scale supplement of informational support for production processes at all their stages. Such support can be supplied by introduction of information models, presenting elements of production systems. While consideration of robotic workspace models is still an actual task for researchers [11 - 13], new approaches, including visual sensing [14 - 15] can give impacts to models of workspaces, especially in case of dynamic changes.

The FIS and robot's functioning in real-time mode also require information on production system, on robot

itself, on all surrounding objects, making workspace of manufacturing robot.

Proposed article makes an analysis of existing approaches to simulate robotics workspaces, contains description of workspace models of informational type, which can be used to supply functioning of automated

control systems, of intelligent decision-making systems for robots and other elements of FIS. The results of this work were used to supply execution of scientific project "Multi-purpose robotic platform with advanced manipulation possibilities" in the Kharkiv National University of Radio Electronics.

References

1. Skitsko, V. (2016), "Industry 4.0 as the industrial production of the future" ["Industriya 4.0 yak promyslove vyrobnytstvo maybutn'oho"], *Investment: practice and experience*, Vol. №5/20, P. 33–40.
2. Haslum, Patrik (2007), "Reducing Accidental Complexity in Planning Problems", *Proceedings of the 20th International Joint Conference on Artificial Intelligence*, P. 1898–1903.
3. Tsarouchi, P., Spiliotopoulos, J., Michalos, G., Koukas, S., Athanasatos, A., Makris, S., Chryssolouris, G. (2016), "A Decision Making Framework for Human Robot Collaborative Workplace Generation", *Procedia CIRP*, Vol. 44, P. 228–232. DOI: <https://doi.org/10.1016/j.procir.2016.02.103>.
4. Chen, M., Nikolaidis, S., Soh, H., Hsu, D., & Srinivasa, S. (2020), "Trust-aware decision making for human-robot collaboration: Model learning and planning", *ACM Transactions on Human-Robot Interaction (THRI)*, 9 (2), P. 1–23. DOI: <https://doi.org/10.48550/arXiv.1801.04099>.
5. Upadhyay, J., Rawat, A., Deb, D., Muresan, V., Unguresan, M.-L. (2020), "An RSSI-Based Localization, Path Planning and Computer Vision-Based Decision Making Robotic System", *Electronics*, 9, P. 1326. DOI: <https://doi.org/10.3390/electronics9081326>.
6. Crosby, M., Rovida, F., Pedersen, M.-Rath, Petrick, Ronald P. A., Krüger, Volker (2016), "Planning for Robots with Skills", *Proceedings of the 4th Workshop on Planning and Robotics (PlanRob)*, ICAPS, P. 49–57.
7. Paulius, D., & Sun, Y. (2019), "A Survey of Knowledge Representation in Service Robotics", *Robotics Auton. Syst.*, 118, P. 13–30.
8. Tsymbal, A., Bronnikov, A., Yerokhin, A. (2019), "Adaptive Decision-making for Robotic adaptive tasks", *Proceedings of IEEE 8th International Conference on Advanced Optoelectronics and Lasers (CAOL)*, Sozopol, Bulgaria, 6–8 Sept., P. 594–597, DOI: <https://doi.org/10.1109/CAOL46282.2019.9019488>.
9. Tsymbal, O., Mercorelli, P., Sergiyenko, O. (2021), "Predicate-Based Model of Problem-Solving for Robotic Actions Planning", *Mathematics*, 9 (23), P. 3044.
10. Tsymbal, O. M., Bronnikov, A. I., Kutsenko, O. I., Shein, E. S. (2014), "The concept of intelligent production agents and features of its implementation" ["Kontseptsiya intelektual'nykh vyrobnychkh agentiv ta osoblyvosti yiyi realizatsiyi"], *Eastern European Journal of Advanced Technologies*, Kharkov, No. 1/2 (67), P. 9–13.
11. Honjwei, M., Longlong, M. (2012), "Robot Path Planning Based on Differential Evolution in Static Environment", *International Journal of Digital Content Technology and its Applications (JDCTA)*, Vol. 6, No. 20, P. 122–129.
12. Khor, A., Yong, A. (2018), "Robotics in Supply chain, in: L. Huan, S. Raman (Eds.), *Emerging Trends of Technologies in Supply Chain Management*", *WOU Press*, P. 25–38.
13. Mikhailov, E.; Remenyuk, B. (2015), "Optimize the placement warehouse transport system", *J. Electrotech. Comput. Syst.*, 18, P. 60–64.
14. Sergiyenko, O., Flores-Fuentes, W., Mercorelli, P, Eds. (2019), "Machine Vision and Navigation", *Springer*, Berlin/Heidelberg, Germany, 12 November; P. 851.
15. Sergiyenko, O. Y.; Tyrsa, V. V. (2021), "3D Optical Machine Vision Sensors With Intelligent Data Management for Robotic Swarm Navigation Improvement", *IEEE Sens., J.*, 21, P. 11262–11274.

Received 23.05.2022

Відомості про авторів / Сведения об авторах / About the Authors

Невлюдов Ігор Шакирович – професор, доктор технічних наук, Харківський національний університет радіоелектроніки, завідувач кафедри комп'ютерно-інтегрованих технологій, автоматизації та мехатроніки, м. Харків, Україна; e-mail: igor.nevlyudov@nure.ua; ORCID ID: <https://orcid.org/0000-0002-9837-2309>.

Невлюдов Игорь Шакирович – профессор, доктор технических наук, Харьковский национальный университет радиоэлектроники, заведующий кафедрой компьютерно-интегрированных технологий, автоматизации и мехатроники, г. Харьков, Украина.

Nevlyudov Igor – Professor, **Doctor of Engineering Sciences**, Kharkiv National University of Radio Electronics, Head at the Department of Computer-Integrated Technologies, Automation and Mechatronics, Kharkiv, Ukraine.

Цимбал Олександр Михайлович – доктор технічних наук, доцент, Харківський національний університет радіоелектроніки, професор кафедри комп'ютерно-інтегрованих технологій, автоматизації та мехатроніки, м. Харків, Україна; e-mail: oleksandr.tsymbal@nure.ua; ORCID: 0000-0002-4947-7446.

Цымбал Александр Михайлович – доктор технических наук, доцент, Харьковский национальный университет радиоэлектроники, профессор кафедры компьютерно-интегрированных технологий, автоматизации и мехатроники, г. Харьков, Украина.

Tsymbal Oleksandr – Doctor of Science (Engineering), Associate professor, Kharkiv National University of Radio Electronics, Professor of the Department of Computer-Integrated Technologies, Automation and Mechatronics, Kharkiv, Ukraine.

Бронніков Артем Ігорович – кандидат технічних наук, Харківський національний університет радіоелектроніки, доцент кафедри комп'ютерно-інтегрованих технологій, автоматизації та мехатроніки, м. Харків, Україна; e-mail: artem.bronnikov@nure.ua; ORCID: <https://orcid.org/0000-0003-3096-7653>. Тел.: 057-7021486.

Бронников Артем Игоревич – кандидат технических наук, Харьковский национальный университет радиоэлектроники, доцент кафедры компьютерно-интегрированных технологий, автоматизации и мехатроники, г. Харьков, Украина.

Bronnikov Artem – **Candidate of Technical Science**, Kharkiv National University of Radio Electronics, Associate professor of the Department of Computer-Integrated Technologies, Automation and Mechatronics, Kharkiv, Ukraine.

ІНФОРМАЦІЙНІ МОДЕЛІ ДЛЯ ВИРОБНИЧИХ РОБОЧИХ ПРОСТОРІВ У РОБОТОТЕХНІЧНИХ ПРОЕКТАХ

Предметом дослідження статті є моделі робочого простору гнучких інтегрованих роботизованих систем. **Мета** роботи – побудова інформаційних моделей представлення робочого простору з метою подальшого використання у автоматизованих системах керування гнучкого інтегрованого виробництва. В статті вирішуються наступні **завдання**: провести аналіз представлення робочого простору під час розв'язання практичних завдань роботизованих систем різного типу, розглянути побудову інформаційних моделей представлення робочого простору інтелектуальних систем керування інтегрованим виробництвом, розглянути практичні приклади представлення інформації про робочий простір виробничих систем. **Методами** дослідження є теорія множин та теорія предикатів. Отримано наступні **результати**: проаналізовано основні особливості побудови інформаційних моделей робочого простору для розв'язання завдань робототехніки різного типу, вказується на обмеженість існуючих підходів формального опису, на необхідність інтеграції моделей робочого простору із системами підтримки прийняття рішень, системами графічного та математичного моделювання інтегрованих систем; запропоновано теоретико-множинну модель подання інформації щодо процесів прийняття рішень у гнучких інтегрованих роботизованих системах; розроблено інформаційно-логічну модель робочого простору мобільного робота, яка містить перелік об'єктів, враховує їх геометричні розміри, забезпечує зберігання параметрів у часі та просторі; розглянуто подання інформації у автоматизованій системі керування гнучкого інтегрованого виробництва, що реалізує запропоновані моделі. **Висновки**: застосування моделей інформаційного типу у автоматизованих системах керування дозволить логічно об'єднати елементи гнучкого інтегрованого виробництва, забезпечити моніторинг стану технологічного обладнання у робочому просторі виробничих систем та у часі, здійснити формування цифрових двійників елементів робочого простору, забезпечити функціонування інтелектуальних систем підтримки прийняття рішень роботизованих систем різного типу, що дозволить покращити характеристики процесів керування виробництвом.

Ключові слова: інформаційна модель; робочий простір; мобільний робот; гнучка інтегрована система.

ИНФОРМАЦИОННЫЕ МОДЕЛИ ДЛЯ ПРОИЗВОДСТВЕННЫХ РАБОЧИХ ПРОСТРАНСТВ В РОБОТОТЕХНИЧЕСКИХ ПРОЕКТАХ

Предметом исследования статьи являются модели рабочего пространства гибких встроенных роботизированных систем. **Цель** работы – построение информационных моделей представления рабочего пространства для дальнейшего использования в автоматизированных системах управления гибкого интегрированного производства. В статье решаются следующие **задачи**: провести анализ представления рабочего пространства при решении практических задач роботизированных систем разного типа, рассмотреть построение информационных моделей представления рабочего пространства интеллектуальных систем управления интегрированным производством, рассмотреть практические примеры представления информации о рабочем пространстве производственных систем. **Методами** исследования являются теория множеств и теория предикатов. Получены следующие **результаты**: проанализированы основные особенности построения информационных моделей рабочего пространства для решения задач робототехники разного типа, указывается на ограниченность существующих подходов формального описания, необходимость интеграции моделей рабочего пространства с системами поддержки принятия решений, системами графического и математического моделирования интегрированных систем; предложена теоретико-множественная модель представления информации о процессах принятия решений в гибких интегрированных роботизированных системах; разработана информационно-логическая модель рабочего пространства мобильного робота, которая содержит перечень объектов, учитывает их геометрические размеры, обеспечивает хранение параметров во времени и пространстве; рассмотрено представление информации в автоматизированной системе управления гибкого интегрированного производства, реализующей предлагаемые модели. **Выводы**: применение моделей информационного типа в автоматизированных системах управления позволит логически объединить элементы гибкого интегрированного производства, обеспечить мониторинг состояния технологического оборудования в рабочем пространстве производственных систем и во времени, осуществит формирование цифровых двойников элементов рабочего пространства, обеспечит функционирование интеллектуальных систем для принятия решений систем разного типа, что позволит улучшить характеристики процессов управления производством.

Ключевые слова: информационная модель; рабочее пространство; мобильный робот; гибкая интегрированная система.

Бібліографічні опису / Bibliographic descriptions

Невлюдов І. Ш., Цимбал О. М., Бронников А. І. Інформаційні моделі для виробничих робочих просторів у робототехнічних проектах. *Сучасний стан наукових досліджень та технологій в промисловості*. 2022. № 2 (20). С. 97–105. DOI: <https://doi.org/10.30837/ITSSI.2022.20.097>

Nevliudov, I., Tsybmal, O., Bronnikov, A. (2022), "Information models for manufacturing workspaces in robotic projects", *Innovative Technologies and Scientific Solutions for Industries*, No. 2 (20), P. 97–105. DOI: <https://doi.org/10.30837/ITSSI.2022.20.097>