

# Methods of automated monitoring and control system of greenhouse complex

Ivan Dolhosheia<sup>1</sup> Oleksandr Tsymbal<sup>2</sup>

1. CITAR Department, Kharkiv National University of Radio Electronics, UKRAINE,  
Kharkiv, Nauki Ave. 14., e-mail: ivan.dolhosheia@nure.ua

2. CITAR Department, Kharkiv National University of Radio Electronics, UKRAINE,  
Kharkiv, Nauki Ave. 14., e-mail: oleksandr.tsymbal@nure.ua

**Abstract:** The study considers methods of an automated monitoring and control system for a greenhouse complex aimed at increasing production efficiency and optimizing resource consumption. The proposed mathematical models describe the dynamics of the main microclimate parameters, in particular temperature, humidity, CO<sub>2</sub> concentration and soil moisture, which allows for precise process control. Based on the obtained models, a decision-making logic was built that combines threshold rules, fuzzy logic and adaptive control, ensuring flexibility and reliability in changing conditions. The numerical simulation demonstrated the system's ability to maintain stable environmental parameters with minimizing energy costs and water consumption. The results confirm that the implementation of such systems contributes to increasing yields, improving product quality and sustainable development of the agricultural sector in the conditions of Industry 4.0 and Industry 5.0.

**Keywords:** automated system, monitoring, greenhouse complex, intelligent control, mathematical modeling, fuzzy logic, resource optimization, microclimate.

## I. INTRODUCTION

The modern development of the agricultural sector is impossible without the introduction of the latest technologies that ensure increased production efficiency, reduced resource consumption and stability of the results obtained. In this context, greenhouse complexes occupy a special place, since they allow creating optimal conditions for growing plants regardless of climatic fluctuations, seasons or geographical features of the region. However, the stability of such conditions requires constant monitoring and operational control of a large number of parameters, including temperature, humidity, lighting, carbon dioxide levels and mineral nutrition. Traditional control methods based on manual control or partially automated solutions are unable to provide the proper response speed and accuracy in maintaining the specified modes. That is why the development and implementation of complex automated greenhouse production monitoring and control systems based on modern information technologies, intelligent algorithms and integrated sensor networks is relevant. The use of such systems allows for real-time collection, processing and analysis of large amounts of data, which ensures adaptive regulation of processes and minimization of the human factor. This is of particular importance in the context of the transition to the concept of Industry 4.0 and Industry 5.0, where the combination of automation, artificial intelligence and sustainable development becomes a priority. Automated monitoring systems for greenhouse complexes contribute to the rational use of water and energy, reducing

crop losses, improving product quality and the economic attractiveness of production. In addition, given the global challenges associated with climate change and population growth, such technologies allow for the formation of a sustainable model of agricultural production focused on food security and environmental balance. Therefore, research into methods for an automated monitoring and control system for a greenhouse complex is extremely relevant and has significant practical and scientific significance.

## II. DEVELOPMENT OF MATHEMATICAL SUPPORT FOR AN AUTOMATED MONITORING SYSTEM FOR A GREENHOUSE COMPLEX

The microclimate model (energy-thermal dynamics) is intended to describe the change in air temperature and greenhouse surfaces under the influence of heating/ventilation/insolation and heat losses. The model can be represented by the following models:

- continuous model (holding balance):

$$C_a \frac{dT_a}{dt} = Q_{hvac} + Q_{sun}(t) + Q_{plant}(t) - UA(T_a - T_{out}) - \dot{m}_{vent} C_p (T_a - T_{out}) \quad (1)$$

- discrete (step  $\Delta t$ ):

$$T_a[k+1] = T_a[k] + \frac{\Delta t}{C_a} (Q_{hvac}[k] + Q_{sun}[k] + Q_{plant}[k] - UA(T_a[k] - T_{out}[k]) - \dot{m}_{vent}[k] C_p (T_a[k] - T_{out}[k])) \quad (2)$$

Where:  $T_a$  - air temperature in the greenhouse (°C);  $T_{out}$  - outside temperature (°C);  $C_a$  - equivalent heat capacity of air/mass (J/°C);  $Q_{hvac}$  - heat flow from heating/cooling (W) (positive - heating);  $Q_{sun}(t)$  - solar heat flux (W);  $Q_{plant}(t)$  - heat exchange with plants (W) (may be a function of light/transpiration);  $UA$  - total heat loss coefficient (W/°C);  $\dot{m}_{vent}$  - mass air flow through ventilation (kg/s);  $C_p$  - heat capacity of air (~1005 J/(kg·°C)).

Humidity model (moisture balance), purpose of this model, prediction and control of relative humidity (RH) and moisture content in soil/air. Mass balance of vapor in air:

$$V_a \frac{dp_v}{dt} = E_{plant} + S_{evap} - \dot{m}_{vent}(p_v - p_{v,out}) - \dot{m}_{cont} \quad (3)$$

Where can one go to relative humidity  $RH$  through saturated vapor density  $p_{v,sat}(T_a)$ :  $RH = p_v / p_{v,sat}(T_a)$

$V_a$  - greenhouse air volume (m<sup>3</sup>);  $p_v$  - absolute density of water vapor (kg/m<sup>3</sup>);  $E_{plant}$  - evaporation through plants (transpiration) (kg/s);  $S_{evap}$  - evaporation from soil/surfaces (kg/s);  $p_{v,out}$  - vapor density outside;  $\dot{m}_{cont}$  - condensation/precipitation (kg/s).

Soil moisture (single-level model):

$$\begin{aligned} \theta[k-1] \\ = \theta[k] \\ + \Delta t \left( \frac{q_{irrig}[k] - q_{drain}[k] - q_{uptake}[k]}{V_{soil}} \right) \end{aligned} \quad (4)$$

Where:  $\theta$  - soil volume moisture (m<sup>3</sup>/m<sup>3</sup>);  $q_{irrig}$  - water supply (m<sup>3</sup>/s);  $q_{uptake}$  - water absorption by plants;  $q_{drain}$  - drain.

CO<sub>2</sub> model (mass balance), purpose - control of CO<sub>2</sub> concentration to optimize photosynthesis:

$$\begin{aligned} V_a \frac{dC_{CO_2}}{dt} = \dot{m}_{inj}(C_{inj} - C_{CO_2}) \\ - \dot{m}_{vent}(C_{CO_2} - C_{out}) \\ - R_{photo}(t) \end{aligned} \quad (5)$$

Where:  $C_{CO_2}$  - concentration CO<sub>2</sub> (ppm or mg/m<sup>3</sup>);  $\dot{m}_{inj}$  - injection costs CO<sub>2</sub> (m<sup>3</sup>/s);  $C_{inj}$  - concentration in the supplied gas;  $C_{out}$  - external concentration CO<sub>2</sub>;  $R_{photo}(t)$  - uptake by plants (mass flow).

Biological growth model (simplified productivity), purpose - relationship between microclimate and growth rate / photosynthetic activity. Simple productivity function  $P$ :

$$P(t) = P_{max} \cdot f_T(T_a) \cdot f_{RH}(RH) \cdot f_L(I) \cdot f_{CO_2}(CO_2) \cdot f_\theta(\theta) \quad (6)$$

where each function  $f_*(\cdot) \in [0,1]$  - efficiency coefficient (e.g. Gaussian or triangular optimum function). Example for temperature:

$$f_T(T) = \exp\left(-\frac{(T - T_{opt})^2}{2\sigma_T^2}\right) \quad (7)$$

Where:  $P_{max}$  - max. performance;  $T_{out}, \sigma_T$  - optimum/temp-spread; similarly for other factors.

Sensor model (observation), purpose - description of measurement errors and delays. Implementation as a linear model:

$$y[k] = Hx[k] + v[k] \quad (8)$$

Where:  $x$  - state vector (for example  $[T_a, p_v, C_{CO_2}, \theta]$ ;  $y$  - vector of dimensions;  $H$  - observation matrix (usually single or sample);  $v[k]$  - measurement noise.

Operator models of drives/actuators, purpose - dynamics of heating, ventilation, irrigation valves, lighting. The model for the actuator in discrete form has the following form:

$$\begin{aligned} Q_{hvac}[k+1] = Q_{hvac}[k] \\ + \frac{\Delta t}{\tau_{hvac}} (K_{hvac} u_{hvac}[k] \\ - Q_{hvac}[k]) \end{aligned} \quad (9)$$

To assess the state, it is proposed to use the Kalman filter (KF), the main purpose of which is to represent hidden quantities and filter noisy measurements:

$$x_{k+1} = Ax_k + Bu_k + w_k; \quad y_k = Hx_k + v_k \quad (10)$$

Decision-making system, hybrid architecture is proposed: (FALLBACK) + FUZZY LOGIC for fast decisions and M(odel)P(redictive)C(ontrol) for optimal management of energy-sensitive resources.

- rules (threshold, fast), which are designed to manage emergency and operational actions. Examples of rules in pseudocode:

If  $T_a < T_{min}^{safe} \rightarrow$  turn on the heating on 100%;

If  $RH > RH_{crit} \ \& \ T_a - T_{out} < \Delta T_{vent} \rightarrow$  open the ventilation;

If  $\theta < \theta_{min} \rightarrow$  water.

These rules provide safety before optimization.

- Fuzzy logic, for adaptive actions. Purpose - smooth actions with uncertain or simultaneously conflicting requirements. Example for heating action  $u_{hvac}$ :

Input fuzzy variables:  $E_T = T_{ref} - T_a$  (error),  $\Delta T$  (rate of change)

Fuzzy sets: *NegativeLarge*, *NegativeSmall*, *Zero*, *PositiveSmall*, *PositiveLarge*.

Fuzzy rule base (a couple of examples):

- if  $E_T$  - PositiveLarge  $\rightarrow u_{hvac}$  - High

- if  $E_T$  - PositiveSmall &  $\Delta T$  - Negative  $\rightarrow u_{hvac}$  - Medium.

Model Predictive Control (MPC), The purpose is to minimize the cost of energy while maintaining conditions for growth. The MPC formulation (discrete horizon  $N$ ):

$$\begin{aligned} J = \sum_{i=0}^{N-1} ((T[k+i] - T_{ref})^2 Q_T \\ + (RH[k+i] \\ - RH_{ref})^2 Q_{RH} \\ + \lambda_u \|u[k+i]\|^2) \end{aligned} \quad (11)$$

is subject to dynamic constraints (microclimate models, actuators) and constraints on  $u$  (saturation) and states (safety). MPC gives the optimal sequence of commands  $u[k \dots k + N - 1]$ ; only the first step is applied (receding horizon).

Decision-making logic depending on parameters (combination):

1. Safety layer (reactive): Threshold rules are executed immediately (highest priority). Check:

$$\begin{aligned} T_a \notin [T_{min}^{safe}, T_{max}^{safe}], RH > RH_{crit}, C_{CO_2} \\ > C_{crit}, \theta < \theta_{crit} \end{aligned} \quad (12)$$

2. Estimation layer: update status via EKF/KF → get best score  $\hat{x}[k]$ .

3. Decision layer:

a) if the system is normal (within tolerances) - run MPC on horizon  $N$  to minimize energy and maximize performance.

b) if there are requirements for fast correction (for example, significant temperature deviation) - combine a fuzzy solution (fast smooth response) with MPC (MPC works on longer horizons).

4. Actuation layer: take into account the dynamics of actuators and execute commands through first-order models.

The developed mathematical models and decision-making logic in the automated monitoring and control system of the greenhouse complex provide a comprehensive approach to maintaining stable conditions for growing agricultural crops. Their advantage lies in the ability to accurately describe the dynamics of temperature, humidity, CO<sub>2</sub> concentration and soil moisture, which allows for adaptive response to changes in the external environment and internal processes. The use of heat and moisture balance models reduces energy consumption and water consumption, and the integration of plant growth models allows for focusing control not only on environmental parameters, but also on maximizing crop productivity. Built-in decision-making mechanisms that combine threshold rules, fuzzy logic and predictive control guarantee both a quick response in critical situations and optimization of work in normal conditions. Such a hybrid structure creates a balance between reliability and cost-effectiveness of the system, ensuring sustainable operation of the greenhouse complex. In addition, the use of state assessment algorithms allows to compensate for sensor errors and obtain more reliable data for decision-making. As a result, the implemented system not only increases yield and product quality, but also contributes to sustainable development through the efficient use of resources and reducing the impact of the human factor.

### III. RESULTS OF NUMERICAL MODELING AND ANALYSIS OF THE OBTAINED RESULTS

A program for numerical simulation based on Python was developed, and a 48-hour scenario with a step of 10 min (288 steps) was simulated. The model includes: energy-thermal dynamics of air (heat balance with solar inflow and heat loss), a simple model effect of plants (heat and evaporation), ventilation as a mass flow of air, soil moisture dynamics (one-volume model), and CO<sub>2</sub> balance. The decision-making logic is implemented as multi-level: safety (threshold emergency actions) → fuzzy controller for smooth HVAC control → simple rule solutions for ventilation/irrigation/CO<sub>2</sub> supply. The actuators have first-order dynamics. The input external conditions are the daily sinusoidal trend of external temperature and solar radiation. The obtained results of numerical simulation are presented in Figures 1-5.

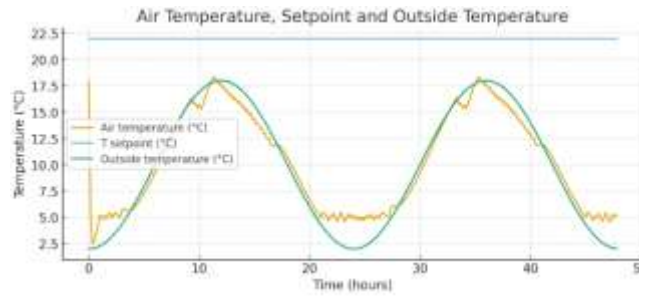


Figure 1. – Graph Air Temperature, Setpoint and Outside Temperature

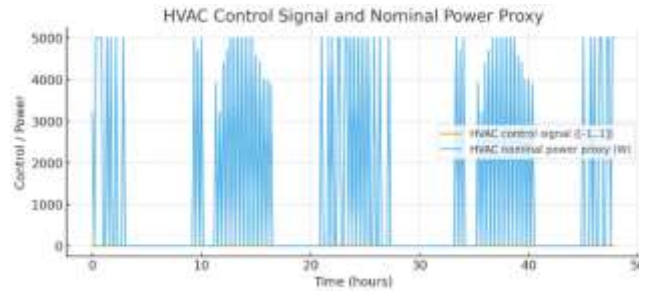


Figure 2. – Graph HVAC Control Signal and Nominal Power Proxy

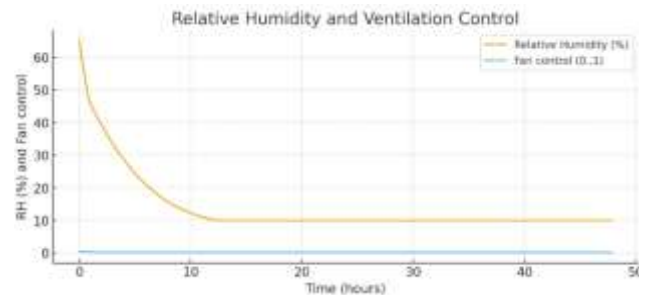


Figure 3. – Graph Relative Humidity and Ventilation Control

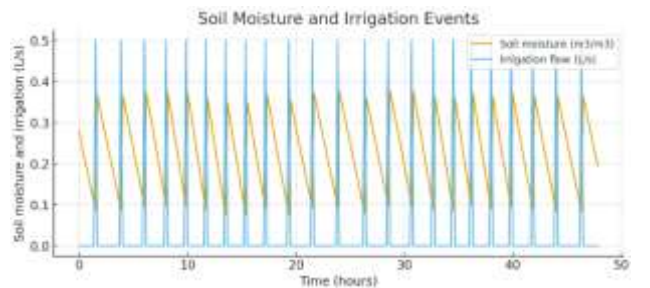


Figure 4. – Graph Soil Moisture and Irrigation Events

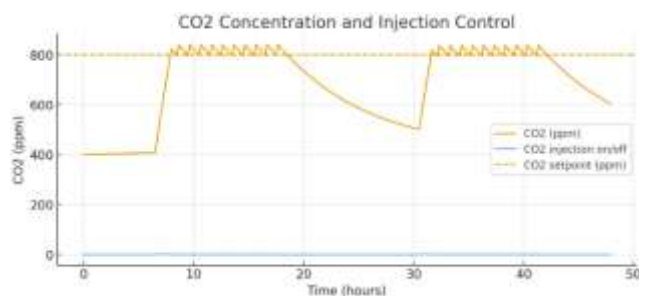


Figure 5- Graph CO<sub>2</sub> Concentration and Control

The temperature graph shows that the greenhouse temperature follows the external diurnal trend, but is smoothed by HVAC and thermal inertia; fuzzy HVAC

control together with actuator dynamics kept the air closer to the set 22°C, and in critical cases emergency limits were triggered. Energy consumption is manifested in the form of HVAC power peaks during morning warm-up or afternoon cooling; the obtained values confirm moderate energy consumption concentrated at key moments of the day. Humidity dynamics demonstrate that the ventilation rules effectively reduce RH when needed; the model shows a decrease in humidity and the system reaching moderate values, which indicates the reliability of the ventilation rule. Soil moisture and irrigation reflect water supply pulses when humidity drops below a threshold; the frequency of starts determines how often to humidify, which is important for water supply planning. CO<sub>2</sub> control maintained the concentration near 800 ppm during daylight hours; the supply occurred mainly when there was solar flux, which is consistent with plant physiology and reduces wasteful CO<sub>2</sub> consumption.

The hybrid logic works as intended: emergency rules take priority and protect against dangerous deviations; fuzzy control generates smooth signals for HVAC and prevents abrupt switching; simple predictive actions (cooling in hot weather) reduced overheating from solar radiation. The irrigation logic consistently maintains humidity within safe limits, although the size and duration of the water pulses can be optimized. CO<sub>2</sub> control, limited to periods of light, meets biological needs and makes the system more economical.

#### IV. CONCLUSION

The study substantiated the feasibility of using automated monitoring and control systems for greenhouse complexes as a key element in increasing the efficiency of modern agricultural production. The developed mathematical models allowed describing the dynamics of temperature, humidity, CO<sub>2</sub> level and soil moisture, which creates the basis for the implementation of intelligent control algorithms. The decision-making logic, built on a combination of threshold rules, fuzzy logic and adaptive regulation, ensures flexibility and reliability of the system's operation in various scenarios. Numerical modeling confirmed the system's ability to maintain optimal microclimate parameters with minimal energy and resource consumption. The results obtained indicate that the implementation of such solutions contributes to an increase in yield, product quality and sustainable development of the agricultural sector.

#### REFERENCES

- [1] Zia, A., & Haleem, M. (2025). Bridging research gaps in industry 5.0: Synergizing federated learning, collaborative robotics, and autonomous systems for enhanced operational efficiency and sustainability. *IEEE Access*.
- [2] Dobrzańska, M., & Dobrzański, P. (2025). Simulation Model as an Element of Sustainable Autonomous Mobile Robot Fleet Management. *Energies*, 18(8), 1894.
- [3] Chen, Z., Wang, W., Liu, W., Liu, Y., & Xi, J. (2025). The Effects of Communication Delay on Human Performance and Neurocognitive Responses in Mobile Robot Teleoperation. *arXiv preprint arXiv:2508.18074*.
- [4] Gupta, S., Mamodiya, U., Hossain, A. Z., & Al-Gburi, A. J. (2025). A Framework for Bluetooth-Based Real-Time Audio Data Acquisition in Mobile Robotics. *Signals*, 6(3), 31.
- [5] Delgado Asencio, C., Segura Manzano, F., & Andújar Márquez, J. M. (2025). Hygrobot: Hydrogen-Powered Mobile Robotic Platform for Rough Terrain: Electro-Mechanical Design, Physical Implementation, and Experimental Testing. *Applied Sciences*, 15(9), 5028.
- [6] Pastrana Triana, M. A., Santana, M. S., Mendoza Peñaloza, J. A., Nunes de Oliveira, L. H., & Muñoz Arboleda, D. M. (2025). Comparison of gmdh and perceptron controllers for mobile robot obstacle following/avoidance with hardware-in-the-loop validation. *Journal of Intelligent & Robotic Systems*, 111(1), 1-23.
- [7] Liu, F., & Tahir, R. (2025, May). Optimising FPV Drone Cinematography Experience: Transforming Flight Planning Workflow by Integrating Ground Control Software. In *International Conference on Human-Computer Interaction* (pp. 85-110). Cham: Springer Nature Switzerland.
- [8] Khudov, H., Khudov, R., Khizhnyak, I., Makoveichuk, O., & Khudov, V. (2025). Image Segmentation Methods for Kamikaze FPV Drones Targeting to Aid Critical Energy National Infrastructure Assets Protection. In *Systems, Decision and Control in Energy VII: Volume I: Energy Informatics and Transport* (pp. 139-151). Cham: Springer Nature Switzerland.
- [9] Conejero, M. N., Montes, H., Bengochea-Guevara, J. M., Garrido-Rey, L., Andújar, D., & Ribeiro, A. (2025). A collaborative robotic fleet for yield mapping and manual fruit harvesting assistance. *Computers and Electronics in Agriculture*, 235, 110351.
- [10] Abou-Mehdi-Hassani, F., Zaguia, A., Ait Bouh, H., & Mkhida, A. (2025). Systematic literature review of smart greenhouse monitoring. *SN Computer Science*, 6(2), 95.
- [11] Medina, R., Canaza, B., Sullon, A., Ivanovich, M. E., & Maquera, G. (2025). Intelligent automated control of abiotic water and thermal stress in greenhouses for the optimization of pre-basic potato production. *Smart Agricultural Technology*, 101272.
- [12] Vishwakarma, D. K., Yadav, D., Kumar, R., Kumar, A., Wani, A. W., & Qayoom, S. (2025). Green House Technology for Controlled Environment-Advances in Green House Automation and Control. In *Greenhouse Technology for Sustainable Agriculture* (pp. 111-139). Apple Academic Press.
- [13] Kragic, D., Gustafson, J., Karaoguz, H., Jensfelt, P., & Krug, R. (2018, July). Interactive, Collaborative Robots: Challenges and Opportunities. In *IJCAI* (pp. 18-25).
- [14] Agrawal, P., Sophia, S., Aravindan, C., Sendilvelan, S., Rao, K. H., & Bhavani, K. S. (2025). Development of greenhouse automation using machine learning with remote monitoring control. In *Hybrid and Advanced Technologies* (pp. 48-53). CRC Press.
- [15] Nagarsheth, S., Agbossou, K., Henao, N., & Bendouma, M. (2025). The Advancements in Agricultural Greenhouse Technologies: An Energy Management Perspective. *Sustainability*, 17(8), 3407.
- [16] Guan, H. (2025). Greenhouse environmental monitoring and control system based on improved fuzzy PID and neural network algorithms. *Journal of Intelligent Systems*, 34(1), 20240079.

- [17] Attar, H., Abu-Jassar, A. T., Yevsieiev, V., Lyashenko, V., Nevliudov, I., & Luhach, A. K. (2022). Zoomorphic mobile robot development for vertical movement based on the geometrical family caterpillar. *Computational intelligence and neuroscience*, 2022(1), 3046116.
- [18] Nevliudov, I., Yevsieiev, V., Baker, J. H., Ahmad, M. A., & Lyashenko, V. (2020). Development of a cyber design modeling declarative Language for cyber physical production systems. *J. Math. Comput. Sci.*, 11(1), 520-542.
- [19] Nevliudov, I., & et al.. (2020). Method of Algorithms for CyberPhysical Production Systems Functioning Synthesis. *International Journal of Emerging Trends in Engineering Research*, 8(10), 7465-7473.
- [20] Lyashenko, V., Abu-Jassar, A. T., Yevsieiev, V., & Maksymova, S. (2023). Automated Monitoring and Visualization System in Production. *International Research Journal of Multidisciplinary Technovation*, 5(6), 9-18.
- [21] Mustafa, S. K., Yevsieiev, V., Nevliudov, I., & Lyashenko, V. (2022). HMI Development Automation with GUI Elements for Object-Oriented Programming Languages Implementation. *SSRG International Journal of Engineering Trends and Technology*, 70(1), 139-145.
- [22] Nevliudov, I., Yevsieiev, V., Lyashenko, V., & Ahmad, M. A. (2021). GUI Elements and Windows Form Formalization Parameters and Events Method to Automate the Process of Additive Cyber-Design CPPS Development. *Advances in Dynamical Systems and Applications*, 16(2), 441-455.
- [23] Nevliudov, I., Yevsieiev, V., Maksymova, S., Gopejenko, V., & Kosenko, V. (2025). Development of mathematical support for adaptive control for the intelligent gripper of the collaborative robot manipulator. *Advanced Information Systems*, 9(3), 57-65.
- [24] Maksymova, S., Yevsieiev, V., Chala, O., & Ababneh, J. (2025). DECISION-MAKING MODEL FOR CONTROLLING A COLLABORATIVE ROBOT-MANIPULATOR BASED ON THE SENSOR FUSION METHOD AND THE RULES OF RULE-BASED SYSTEMS. *Multidisciplinary Journal of Science and Technology*, 5(6), 526-538.
- [25] Невлюдов, І. Ш., Євсєєв, В. В., & Гурін, Д. В. (2025). Model development of dynamic representation a model description parameters for the environment of a collaborative robot manipulator within the industry 5.0 framework. *Системи управління, навігації та зв'язку. Збірник наукових праць*, 1(79), 42-48.
- [26] Yevsieiev, V., Abu-Jassar, A., Maksymova, S., & Demska, N. (2025). Development of a model for recognizing various objects and tools in a collaborative robot workspace. *ACUMEN: International journal of multidisciplinary research*, 2(1), 224-239.
- [27] Yevsieiev V. Mobile Robots and Autonomous Vehicles in the Mobility as a Service (MAAS) Concept / V. Yevsieiev // *Sustainable smart cities and communities: business and innovation solutions 2025 : Theses of Reports of I st I International Conference*, April 21, 2025. - Kharkiv, 2025. - P.7-8.
- [28] Yevsieiev V. Using Multi-Agent Systems in the Management of Collaborative Robots / V. Yevsieiev // *Computer-integrated technologies, automation and robotics 2025 : Theses of Reports of II st All-Ukrainian Conference*, May 16-17, 2025. - Kharkiv, 2025. - P. 13-17
- [29] Yevsieiev, V., Maksymova, S., Gurin, D., & Alkhalailah, A. (2024). HR data visualization of the distance to the object in the collaborative robot workspace based on hc-sr04 sensor. *ACUMEN: International journal of multidisciplinary research*, 1(4), 388-401.
- [30] Yevsieiev, V., Maksymova, S., Abu-Jassar, A., & Ababneh, J. (2025). MATHEMATICAL MODEL OF LOCAL DECISION-MAKING FOR COLLABORATIVE ROBOTS USING EDGE COMPUTING. *Multidisciplinary Journal of Science and Technology*, 5(6), 34-46.
- [31] Yevsieiev, V. Comparative Analysis of the Characteristics of Mobile Robots and Collaboration Robots Within INDUSTRY 5.0. / V. Yevsieiev, D. Gurin // *Sectoral research XXI : characteristics and features : collection of scientific papers "SCIENTIA" with proceedings of the VI International Scientific and Theoretical Conference*, September 8, 2023. - Chicago : European Scientific Platform, 2023. - P. 92-94.
- [32] Gurin, D., Yevsieiev, V., Maksymova, S., & Abu-Jassar, A. (2024). Effect of Frame Processing Frequency on Object Identification Using MobileNetV2 Neural Network for a Mobile Robot. *Multidisciplinary Journal of Science and Technology*, 4(8), 36-44.
- [33] Gurin, D., Yevsieiev, V., Maksymova, S., & Alkhalailah, A. (2024). MobileNetv2 Neural Network Model for Human Recognition and Identification in the Working Area of a Collaborative Robot. *Multidisciplinary Journal of Science and Technology*, 4(8), 5-12.
- [34] Yevsieiev, V. Using the Triangulation Method to Measure the Distance to Objects in the Working Area of a Collaborative Manipulator Robot / V. Yevsieiev, S. Starikova // *Manufacturing & Mechatronic Systems 2024 : Proceedings of VIII st International Conference*, October 25-26, 2024. - Kharkiv, 2024. - P.107-109.
- [35] Yevsieiev V. Simulation of the operation of the sensor system of a mobile robot in the Autodesk tinkercad environment / V. Yevsieiev, S. Starikova // *Комп'ютерні ігри і мультимедіа як інноваційний підхід до комунікації-2023 : матеріали III Всеукр. наук.-техн. конф. молодих вчених, аспірантів і студентів, Одеса, 28-29 жовтня 2023 р.* - Одеса : ОНТУ, 2023. - С. 21-23.
- [36] Gurin, D., Yevsieiev, V., Maksymova, S., & Abu-Jassar, A. (2024). Effect of Frame Processing Frequency on Object Identification Using MobileNetV2 Neural Network for a Mobile Robot. *Multidisciplinary Journal of Science and Technology*, 4(8), 36-44.
- [37] Nevliudov, I., Yevsieiev, V., Maksymova, S., Demska, N., Kolesnyk, K., & Miliutina, O. (2023, September). Mobile Robot Navigation System Based on Ultrasonic Sensors. In *2023 IEEE XXVIII International Seminar/Workshop on Direct and Inverse Problems of Electromagnetic and Acoustic Wave Theory (DIPED) (Vol. 1, pp. 247-251)*. IEEE.