

ISBN – 979-8-88526-742-7

DOI – 10.46299/ISG.2022.MONO.TECH.2

*Scientific foundations in
research in Engineering*

Collective monograph

Boston 2022

Library of Congress Cataloging-in-Publication Data

ISBN – 979-8-88526-742-7

DOI – 10.46299/ISG.2022.MONO.TECH.2

Authors – Kornylo I., Gnyp O., Lemeshev M., Bereziuk O., Sivak K., Romanova M., Taniverdiev A., Chuiko K., Perepelytsia Y., Polschikova N., Vasylenko O., Tanirverdiev A., Chvyrova O., Богданенко О., Гладишев Д.Г., Гладишев Г.М., Бродський М.О., Савенко В., Окружкін А., Благодарьов В., Фесенко М., Окружкін О., Єжов С., Синьковська О., Ігнатенко А., Ессам Е., Кричковская Л., Дубоносов В., Грицаенко Ю., Andrushchak I., Matviiv Y., Androshchuk I., Коротка Л., Мінцер О., Пісоцька Л., Глухова Н., Тепла Т., Шишацький А.В., Журавський Ю.В., Гурський Т.Г., Вакуленко Ю.В., Nevliudov I., Zharikova I., Bronnikov A., Cherplakov Y., Komarov Y., Korolyov O., Lys S., Kovalenko T., Galyanchuk I., Matiko F., Roman V., Matiko H., Krykh H., Фединець В., Васильківський І., Tufekchi V., Veresotskyi Y., Сімахіна Г., Науменко Н., Олійник С., Сова О.Я., Романов О.М., Шишацький А.В., Налапко О.Л., Igilikuly V., Gnatyuk S., Вовчук Т., Лобойченко В., Рашкевич Н., Шевченко О., Шевченко Р., Симбірський Г., Gavva O., Volodin O., Kryvoplias-Volodina L., Galynska O., Kryvoplias-Volodina L., Tokarchuk S., Maslo M., Volodin O., Red'ko Y., Garanina O., Romanyuk E., Svidlo K., Karpenko L., Peresichna S., Бернацький А., Сіора О., Соколовський М., Лукашенко В., Шамсутдінова Н., Варжель О.В., Kalinina M., Kostyk S., Shybetskyi V., Yahlinskyi V., Hutyria S., Василенко О.О., Парненко В.С., Корбут Є.В., Попель О., Семерак М.М., Римар Т.І., Saiko V., Narytnyk T., Кравцов В., Чупайленко О., Козлов А., Білокур М., Поліщук Р., Шаповал В., Шашенко О., Скобенко О., Гапеев С., Коновал В.

REVIEWER

Ivan Katerynchuk – Doctor of Technical Sciences, Professor, Honoured Worker of Education of Ukraine, Laureate of the State Prize of Ukraine in Science and Technology, Professor of the Department of Telecommunication and Information Systems of Bohdan Khmelnytskyi National Academy of the State Border Guard Service of Ukraine.

Kostiantyn Dolia – Doctor of Engineering, Department of automobile and transport infrastructure, National Aerospace University “Kharkiv Aviation Institute”.

Published by Primedia eLaunch

<https://primediaelaunch.com/>

Text Copyright © 2022 by the International Science Group(isg-konf.com) and authors.

Illustrations © 2022 by the International Science Group and authors.

Cover design: International Science Group(isg-konf.com). ©

Cover art: International Science Group(isg-konf.com). ©

3.3	<p>Мінцер О.¹, Пісоцька Л.², Глухова Н.³, Тепла Т.⁴</p> <p>КОМП'ЮТЕРНО-ІНТЕГРОВАНА ТЕХНОЛОГІЯ АНАЛІЗУ КОГЕРЕНТНИХ ВЛАСТИВОСТЕЙ ВОДИ</p> <p>¹ Кафедра медичної інформатики, Київ, «Національний університет охорони здоров'я України ім. Л. Шупика»</p> <p>² Кафедра госпітальної терапії, Дніпро, Дніпровський державний медичний університет,</p> <p>³ Кафедра кіберфізичних та інформаційно-вимірювальних систем, Дніпро, НТУ «Дніпровська політехніка»,</p> <p>⁴ Інститут геотехнічної механіки НАНУ, Дніпро</p>	175
3.4	<p>Шишацький А.В.¹, Журавський Ю.В.², Гурський Т.Г.³, Вакуленко Ю.В.⁴</p> <p>МЕТОДИЧНИЙ ПІДХІД З ІНТЕЛЕКТУАЛЬНОЇ ОЦІНКИ ТА ПРОГНОЗУВАННЯ РАДІОЕЛЕКТРОННОЇ ОБСТАНОВКИ</p> <p>¹ Науково-дослідний відділ розвитку засобів радіоелектронної боротьби, Центральний науково-дослідний інститут озброєння та військової техніки Збройних Сил України, м. Київ, Україна</p> <p>² Кафедра електротехніки та електроніки, Житомирський військовий інститут імені С. П. Корольова, м. Житомир, Україна</p> <p>³ Кафедра телекомунікаційних систем та мереж, Військовий інститут телекомунікацій та інформатизації імені Героїв Крут, м. Київ, Україна</p> <p>⁴ Кафедра інформаційних систем та технологій, Полтавський державний аграрний університет, м. Полтава, Україна</p>	191
4.	ELECTRICAL ENGINEERING	
4.1	<p>Nevliudov I.¹, Zharikova I.¹, Bronnikov A.¹</p> <p>DETERMINATION OF CRITICAL MECHANICAL LOADS ON FLEXIBLE CONNECTION STRUCTURES AS PART OF A MOBILE ROBOTIC PLATFORM</p> <p>¹ Department of Computer-Integrated Technologies, Automation and Mechatronics, Kharkiv National University of Radio Electronics</p>	213
5.	ENERGY AND ENERGY ENGINEERING AND TECHNOLOGIES	
5.1	<p>Cheplakov Y.¹, Komarov Y.¹, Korolyov O.¹</p> <p>USE OF NATURAL CIRCULATION IN SAFETY SYSTEMS OF SMALL MODULAR REACTORS</p> <p>¹ Department of nuclear power plants, Odessa Polytechnic State University</p>	222

SECTION 4. ELECTRICAL ENGINEERING

10.46299/ISG.2022.MONO.TECH.2.4.1

4.1 Determination of critical mechanical loads on flexible connection structures as part of a mobile robotic platform

There is a need to improve the commutation system of mobile robotic platforms (MRP) using flexible structures – printed circuit boards and cables [179-180]. Flexible printed structures (FPS) provide several advantages over traditional mounting technologies using bulky wires and printed circuit boards on rigid bases [181]. Due to their use, it is possible to obtain a significant gain in overall dimensions and mass indicators, ensure the dynamic flexibility of electronic modules and, at the same time, increase reliability under constant mechanical influences conditions such as impacts, bends, vibrations, etc [182-184]. The objective of the study is to mechanically determine for the experimental samples that can be used as part of the MRP.

In this work, the following types of mechanical loads on the FPS were studied: tension; bends and torsions; cyclic loads; resistance to mechanical wear under the abrasive friction action [185-189].

The parametric model of the mechanical action on tension can be written as follows:

$$D_{ts} = \langle v_{ts}, F_{ts}, \alpha \rangle,$$

where v_{ts} is impact speed, mm/sec; F_{ts} is impact force, kN; α is axis relative to sample.

The parameter of the mechanical effect on bends and torsions is the bend radius.

The cyclic loads parametric model can be written as:

$$D_{cl} = \langle f, A, K_{cl} \rangle,$$

where f is load frequency, Hz; A is load amplitude, mm; K_{cl} is set of parameters characterizing the mechanics of certain load.

To simulate mechanical influences, the COMSOL Multiphysics 4.2 software was used. Using the COMSOL Multiphysics allows to consider coupled or “Multiphysics” phenomena.

To study mechanical loads, a flexible cable model was developed (Fig. 1). Foiled polyimide was chosen as the main material. Material characteristics and impact parameters were added to the model (Fig. 2).

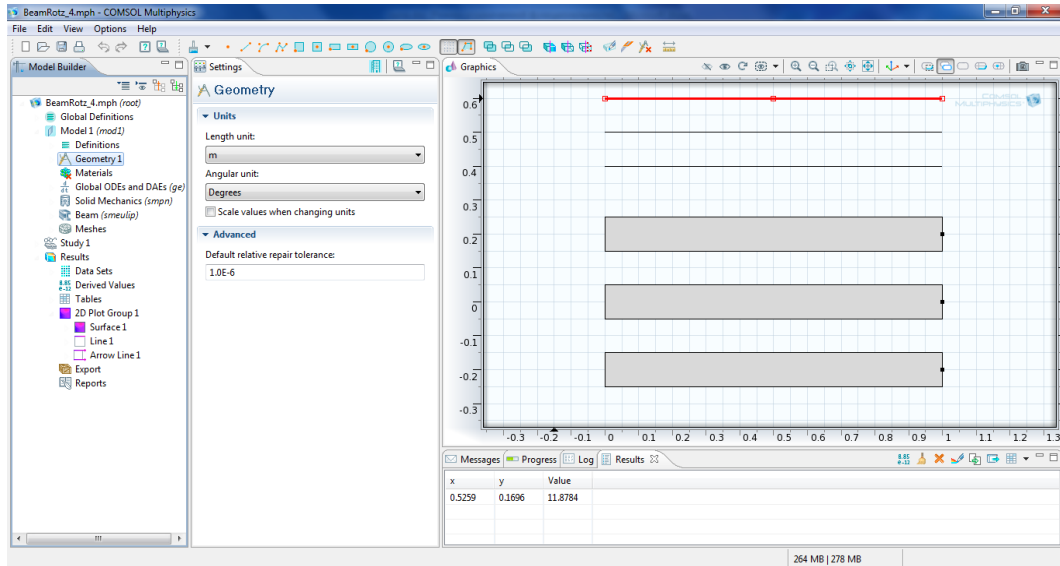


Figure 1. Development of a FPS geometric model.

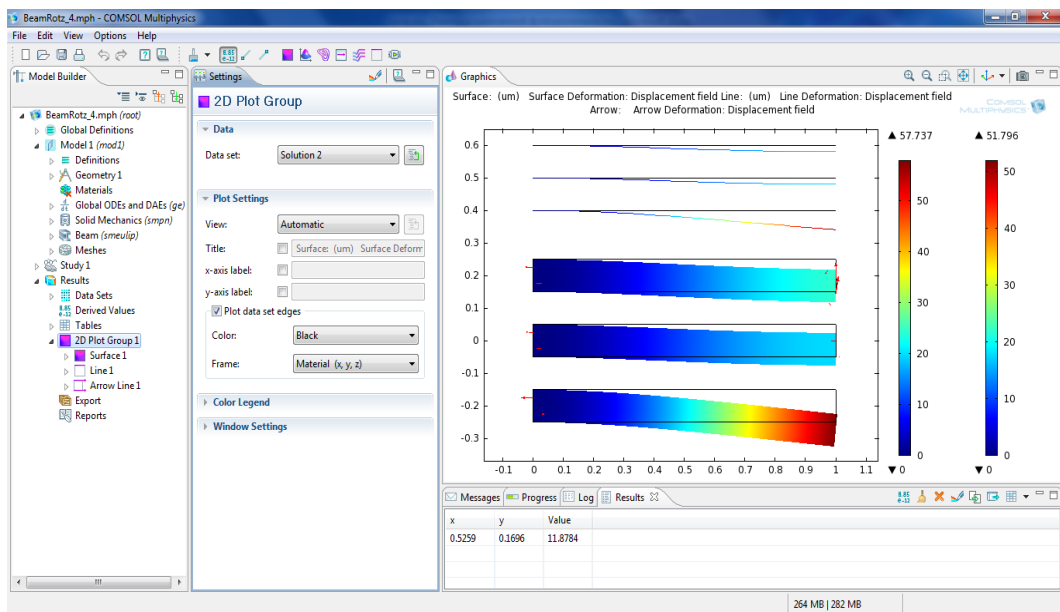


Figure 2. Simulation of the one cable end curvature.

The result of simulation the mechanical action on the curvature with a force of 15 N is shown in Fig. 3.

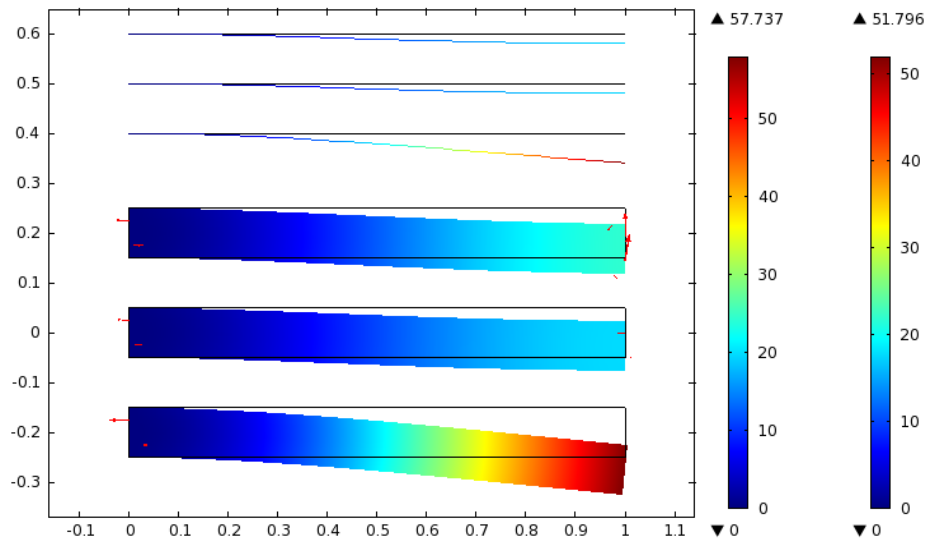


Figure 3. The result of simulation the curvature force of a flexible cable.

Similarly, a mechanical load simulation with a force of 4 N acting perpendicular to the flexible structure was carried out (Fig. 4).

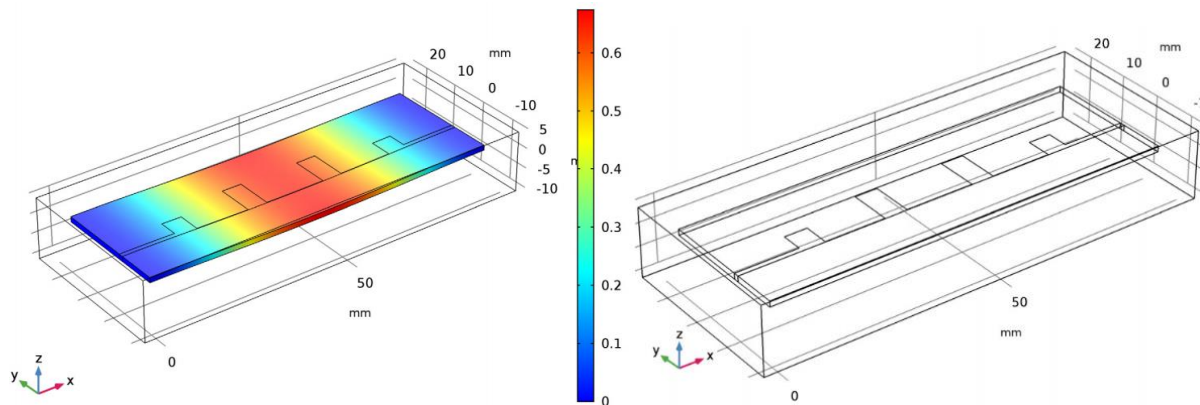


Figure 4. The result of mechanical load simulation perpendicular to the FPS.

Also, using a special package of this program, a simulation of the vibration impact on a flexible cable was performed (Fig. 5). For a more loads visual distribution on the base material, slots were made in it perpendicular to the longitudinal axis.

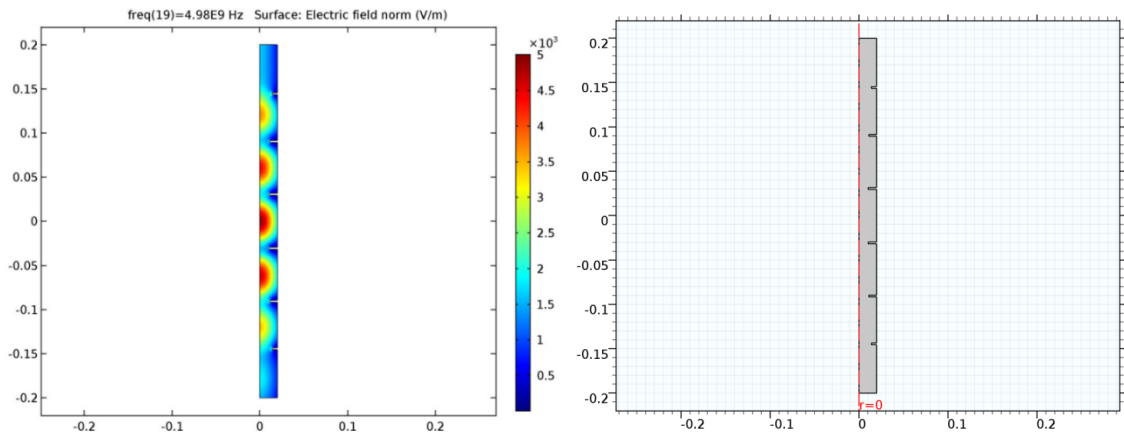


Figure 5. Vibration simulation result.

A classical bend simulation under the force action of 10 N, acting perpendicular to the FPS, was also carried out (Fig. 6).

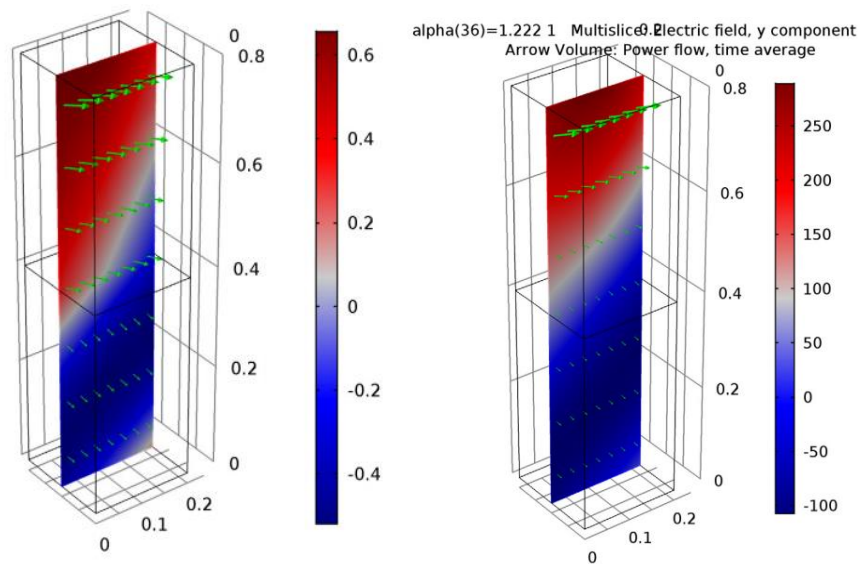


Figure 6. A perpendicular bend simulation result to the FPS.

Also, shift tests of FPS with a complex design were carried out, as well as a simulation of the mechanical load on the conductor layer elements of the cable, which constructively rotates in a plane (Fig. 7).




Figure 7. Simulation results.

For an experimental study of the destructive force on the break effect, several types of FPS test samples were selected (Fig. 8). In Fig. 8, the upper and lower samples are made of polyimide, and the test sample in the middle has a black colored polyether base.



Figure 8. FPS test samples.

To perform the experiment, a universal tensile testing machine UIT STM 010 (Fig. 9) was used along with the SmartTension software.

Initially, a sample based on polyimide with copper conductors was chosen for the experiment. The experiment speed of 5 mm/min was chosen. The break of the sample occurred when loading is 130 kgf and after elongation by 14 mm.

In Fig. 10 a graph of the break is shown, and in Fig. 11 there is the flexible cable state at the break point.



Figure 9. Universal tensile machine UIT STM 010.

A second experiment was also carried out with a test sample based on polyether with aluminum conductors. The tensioning speed was also 5 mm/min. For this sample, the maximum load was 160 kgf, and the elongation was about 40 mm. In Fig. 12 there is a graph of the break, and in Fig. 13 the FPS state at the break point is shown.

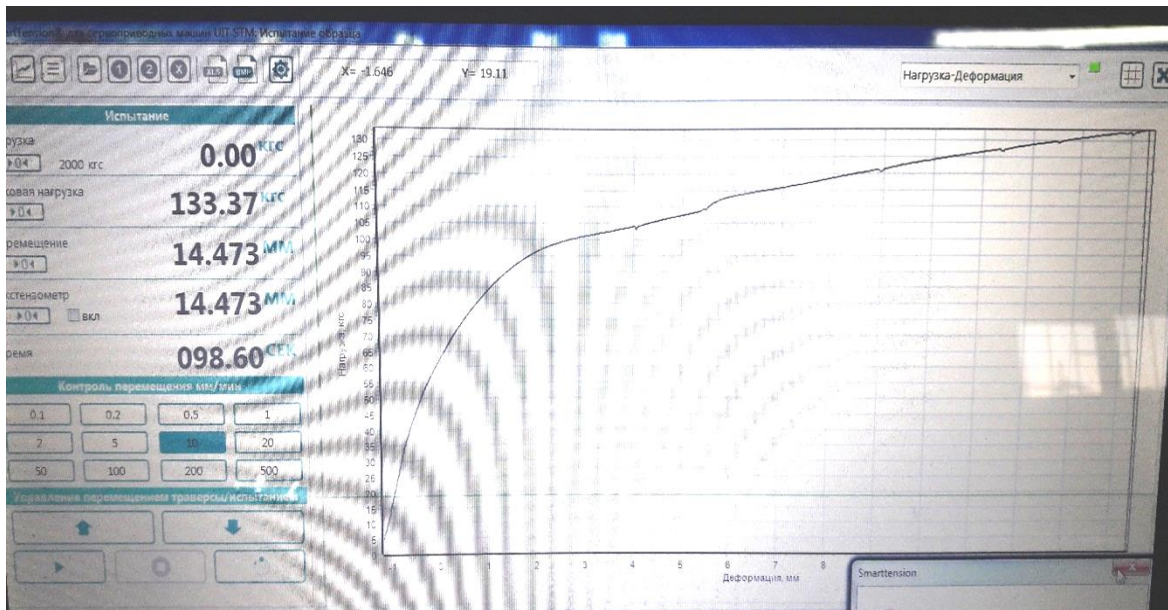


Figure 10. Breakout plot for polyimide sample with copper conductors.




Figure 11. Flexible cable based on polyimide with copper conductors at the break point.

After analyzing the graphs of copper and aluminum break (Fig. 14), we can conclude the graphs similarity with component FPS.

Therefore, based on the experiments results, the following conclusions can be formulated:

- in the case of a polyimide-based cable with copper conductors, the base was stretched more than the conductor layer;
- in the case of a polyether-based cable with aluminum conductors, it turned out to be less plastic than the conductor layer;

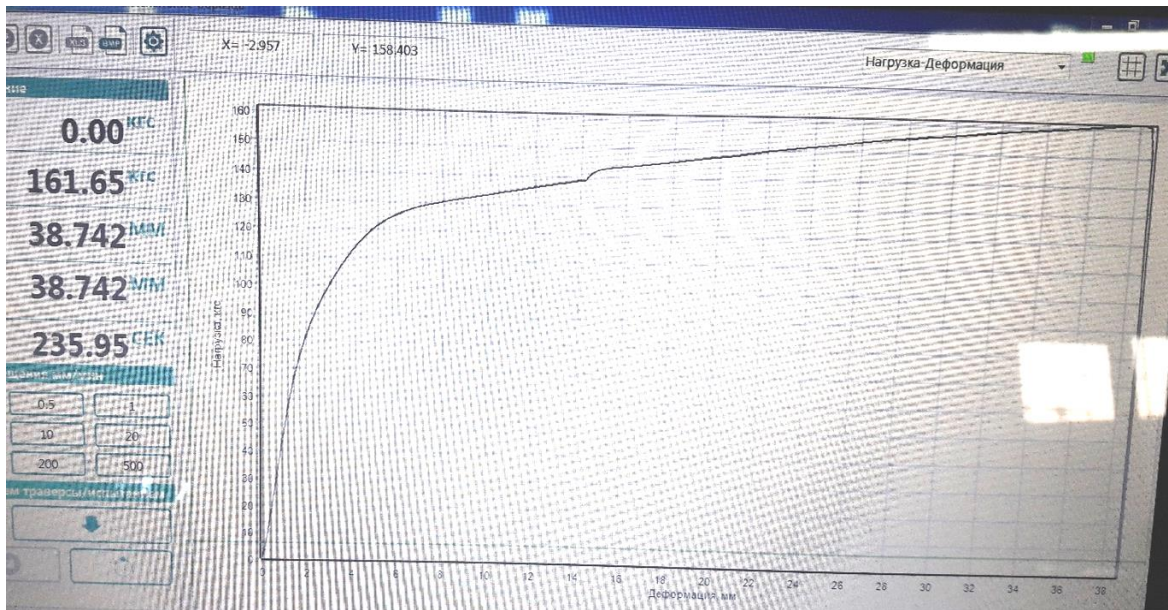


Figure 12. Breakout plot of polyether-based sample with aluminum conductors.




Figure 13. Flexible polyether-based cable with aluminum conductors at the break point.

– thus critical mechanical loads on flexible connection structures as part of a mobile robotic platform were determined. Considering the obtained results, namely the proportional sections of the breaks graphs, we can conclude that the first test sample can withstand non-critical loads up to 40 kgf, and the second – up to 80 kgf.

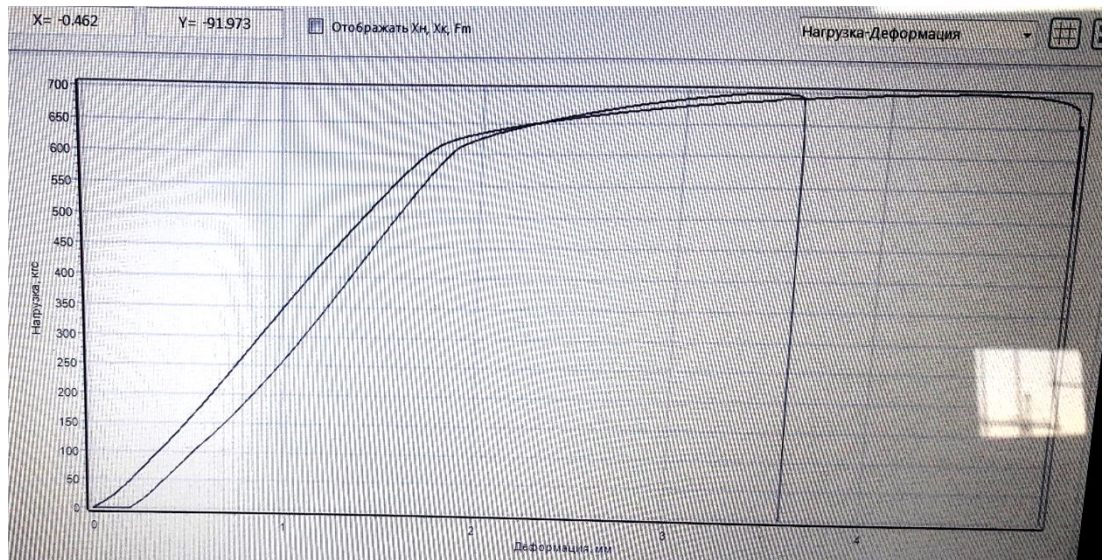


Figure 14. Copper and aluminum break graphs.

Transport Management. 2018. Vol. 67. pp. 19–33. DOI: <https://doi.org/10.1016/j.jairtraman.2017.10.007>.

172. Shyshatskyi, A., Zvieriev, O., Salnikova, O., Demchenko, Ye., Trotsko, O. and Neroznak, Ye(2020). Complex Methods of Processing Different Data in Intellectual Systems for Decision Support System. International Journal of Advanced Trends in Computer Science and Engineering. 9, 4, 5583–5590 DOI: <https://doi.org/10.30534/ijatcse/2020/206942020>.

173. Malik, S., Kumar, S (2017). “Optimized Phase Noise Compensation Technique using Neural Network. Indian Journal of Science and Technology”, 10(5), 1-6, DOI: 10.17485/ijst/2017/v10i5/104348.

174. Zhang, D., Ding, W., Zhang, B., Xie, C., Li, H., Liu, C. and Han, J(2018). Automatic Modulation Classification Based on Deep Learning for Unmanned Aerial Vehicles. Sensors. 18(3):924. 1–15. DOI 10.3390/s18030924.

175. Zhyvotovskiy, R.M., Shyshatskyi, A.V. and Petruk S.N(2017). Structural-semantic model of communication channel. 4th International Scientific-Practical Conference “Problems of Infocommunications. Science and Technology” (PICS&T-2017). 10-13 October 2017. Kharkiv, Ukraine. 524 – 529. DOI: 10.1109/INFOCOMMST.2017.8246454.

176. Harding, J. L(2013). “Data quality in the integration and analysis of data from multiple sources: some research challenges”. International Archives of the Photogrammetry, Remote Sensing and Spatial Information Sciences. XL-2/W1. 59–63. DOI: 10.5194/isprsarchives-XL-2-W1-59-2013.

177. Gödri, I., Kardos, C., Pfeiffer, A. and Váncza, J(2019). Data analytics-based decision support workflow for high-mix low-volume production systems. CIRP Annals. 68. 1. 471–474. DOI: <https://doi.org/10.1016/j.cirp.2019.04.001>.

178. Тимчук С(2017). “Методика комплексної обробки інформації від технічних засобів моніторингу”. Траекторія Науки. Path of Science. 3, 3, 4.1–4.9. DOI: 10.22178/pos.20-4.

179. Технологічне забезпечення якості гнучких комутаційних структур: Монографія / І. Ш. Невлюдов, І. В. Боцман, В. В. Невлюдова, Є. А. Разумов-Фризюк. – Кривий ріг: КК НАУ, 2018. – 256 с.

180. Nevliudov I. Sh. Improvement of the commutation system for a mobile robot platform using polyimide structures / Nevliudov I., Zharikova I., Bronnikov A. // Eurasian scientific discussions. Proceedings of the 4th International scientific and practical conference (May 8-10, 2022), Barca Academy Publishing, Barcelona, Spain. – 2022. – PP. 157-163.

181. Жарикова, И. В. Системологический подход при исследовании параметров РЭС / И. В. Жарикова, В. В. Невлюдова // Технология приборостроения. – 2014. – № 2. – С. 40-43.

182. Nevlyudov I. Systemological method of forecasting the electronic modules parameters / I. Nevlyudov, I. Botsman, V. Nevliudova // «Scientific practice: modern and classical research methods»: Collection of scientific papers «ΛΟΓΟΣ» with Proceedings of the I International Scientific and Practical Conference (Vol. 1), Boston, February 26, 2021. Boston-Vinnitsia: Primedia eLaunch & European Scientific Platform, 2021. – PP. 190-192.
183. Невлюдов И. Ш., Палагин В. А., Жарикова И. В. Метод подключения электронных компонентов к автоматизированным измерительным комплексам // Восточно-Европейский журнал передовых технологий. – 2013. – 1(9). – С. 4-7.
184. Nevliudov I. Sh., Palagin V. A., Razumov-Frizjuk E. A., Zharikova I. V. MEMS Intellect Multiprobes Contacting Devices for Electrical Checking-up of Multilayers Commutative Boards and BGA/CSP Electronic Components. Proceedings of IEEE East-West Design & Test Symposium (EWDTS'2012). September 14-17, 2012. Kharkov, Ukraine. PP. 483-485.
185. Невлюдов И. Ш. Розробка параметричної моделі гнучких комутаційних структур для дослідження механічних впливів на них / І. Ш. Невлюдов, С. П. Новоселов, І. В. Боцман, Н. П. Демська // XVII Міжнародна науково-технічна конференція «Фізичні процеси та поля технічних і біологічних об'єктів»: матеріали конференції (Кременчук, 2-4 листопада 2018 р.). – Кременчук: КрНУ, 2018. – С. 141-143.
186. Невлюдов И. Ш. Проектирование многозондовых устройств для тестирования электронных компонентов с шариковыми выводами / И. Ш. Невлюдов, В. А. Палагин, Е. А. Разумов-Фризюк, И. В. Жарикова // Технология и конструирование в электронной аппаратуре. – 2016. – № 2-3. – С. 15-20.
187. V. Bortnikova, V. Yevsieiev, V. Beskorovainyi, I. Nevliudov, I. Botsman and S. Maksymova. Structural Parameters Influence on a Soft Robotic Manipulator Finger Bend Angle Simulation // 2019 IEEE 15th International Conference on the Experience of Designing and Application of CAD Systems (CADSM), 2019. – PP. 35-38.
188. Стенд для динамічних випробувань гнучких комутаційних шлейфів та МЕМС-компонентів: патент № 108066 України на корисну модель: МПК G01M 7/02 (2006.01) / О. С. Боцман, І. В. Жарікова, В. В. Невлюдова, С. П. Новоселов та ін.; заявл. 12.02.2016; опубл. 24.06.2016, Бюл. № 12. – 3 с.
189. Nevliudov I., Demska N., Palagin V., Nevlyudova V., Botsman I., and Kolesnyk K. Stiffness Matrix of MEMS on the Stress-Strain Method Basis // 2020 IEEE XVIth International Conference on the Perspective Technologies and Methods in MEMS Design (MEMSTECH), Lviv, Ukraine, 2020, PP. 142-145.
190. Теплогидравлический расчет реакторов типа АСТ: Методические указания к курсовому проекту по дисциплине «Конструкция АЭС» для студентов специальности 0310. – Горький: ГПИ им. А.А. Жданова, 1984